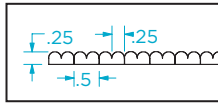


FLEXIBLE TAMBOUR PROFILES

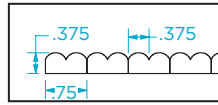
Made in America. Our thin material backer allows tambour the flexibility to be used as a wrap or in flat applications. Unfinished American Hardwoods can be easily stained or painted in colors and finishes of your choice. Easy to install with construction glue and finishing or brad nails. Available materials include: Hard Maple, Paint Grade Poplar, White Oak, Red Oak and Walnut.

STYLE 100



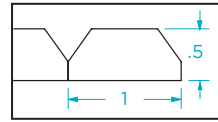
12"W x 48"L x .25"T
12"W x 96"L x .25"T
24"W x 48"L x .25"T

STYLE 107



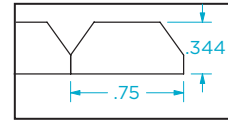
12"W x 48"L x .375"T
12"W x 96"L x .375"T
24"W x 48"L x .375"T

STYLE 204



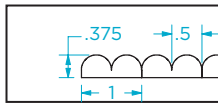
12"W x 48"L x .5"T
12"W x 96"L x .5"T

STYLE 202



12"W x 48"L x .344"T
12"W x 96"L x .344"T

STYLE 105




12"W x 48"L x .375"T
12"W x 96"L x .375"T

STYLE 101



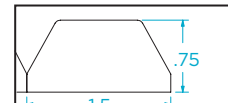
12"W x 48"L x .313"T
12"W x 96"L x .313"T

STYLE 206



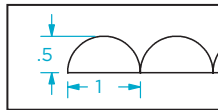
12"W x 48"L x .344"T
12"W x 96"L x .344"T

STYLE 207



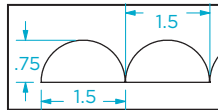
12"W x 48"L x .75"T
12"W x 96"L x .75"T

STYLE 104



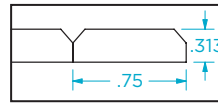
12"W x 48"L x .5"T
12"W x 96"L x .5"T

STYLE 106



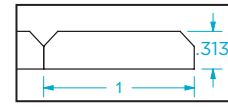
12"W x 48"L x .75"T
12"W x 96"L x .75"T

STYLE 201



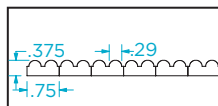
12"W x 48"L x .313"T
12"W x 96"L x .313"T

STYLE 203



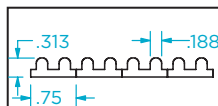
12"W x 48"L x .313"T
12"W x 96"L x .313"T

STYLE 102



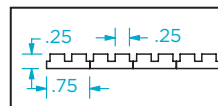
12"W x 48"L x .375"T
12"W x 96"L x .375"T
24"W x 48"L x .375"T

STYLE 103



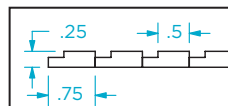
12"W x 48"L x .313"T
12"W x 96"L x .313"T

STYLE 302



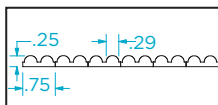
12"W x 48"L x .25"T
12"W x 96"L x .25"T
24"W x 48"L x .25"T

STYLE 304



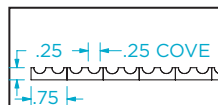
12"W x 48"L x .25"T
12"W x 96"L x .25"T
24"W x 48"L x .25"T

STYLE 110



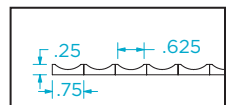
12"W x 48"L x .25"T
12"W x 96"L x .25"T
24"W x 48"L x .25"T

STYLE 402



12"W x 48"L x .25"T
12"W x 96"L x .25"T
24"W x 48"L x .25"T

STYLE 403

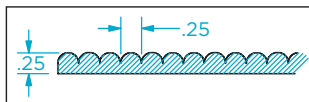


12"W x 48"L x .25"T
12"W x 96"L x .25"T
24"W x 48"L x .25"T

SOLID TAMBOUR PROFILES

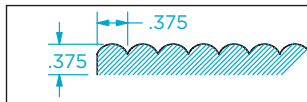
Solid Tambour Profiles measure 24" x 46" and are ideal as inserts for cabinetry doors, or as full panels on cabinetry and furniture. CNC'd from solid American Hardwoods. Available materials include: Hard Maple, Paint Grade Maple, White Oak, Red Oak, Cherry, Alder and Walnut.

STYLE 100



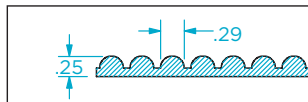
24"W x 46"L x .25"T

STYLE 107



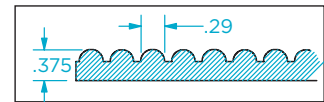
24"W x 46"L x .375"T

STYLE 110



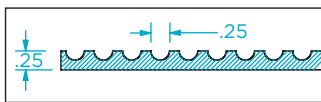
24"W x 46"L x .25"T

STYLE 102



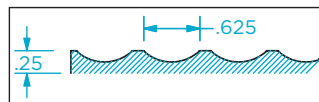
24"W x 46"L x .375"T

STYLE 402



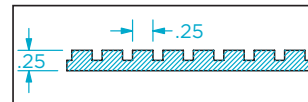
24"W x 46"L x .25"T

STYLE 403



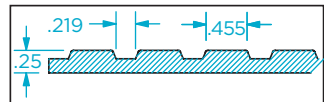
24"W x 46"L x .25"T

STYLE 302



24"W x 46"L x .25"T

STYLE 304



24"W x 46"L x .25"T

Available through:



Direct Supply Inc.
1055 36th Street SE, Grand Rapids, MI 49508
616-245-4415 • sales@directsupplyinc.com
www.directsupplyinc.com

Follow us and share your photos!

@directsupplyinc

